

OFFICIAL NCAA BASKETBALL BOX SCORE
Russellville Panthers vs Bishop Brossart Mustangs

03/17/2000 19:00
Final Box Score

Arena Boys' Sweet16, Rupp Arena
City,State Lexington,KY

No.	Russellville Panthers	Total FG		3-point		FT	FTA	Rebounds			F	TP	A	TO	BLK	STL	MIN
		FG	FGA	FG	FGA			Off	Def	Tot							
4	* Ricky Duncan	1	3	0	1	4	4	1	4	5	2	6	1	4	2	2	30:32
11	David Dickerson	0	0	0	0	0	0	0	1	1	0	0	0	0	0	0	0:34
13	* Tony Key	6	8	0	0	3	4	1	6	7	0	15	0	2	6	0	29:23
20	Derrick Stratton	0	0	0	0	0	0	0	0	0	0	0	0	1	0	0	0:36
21	* Maurice Hampton	5	6	0	0	2	2	0	5	5	2	12	1	4	0	2	29:57
22	Nathan Thompson	0	1	0	0	1	2	0	1	1	1	1	0	1	3	0	12:16
23	* Michael Morris	4	5	1	1	6	11	0	7	7	4	15	3	4	0	3	29:03
25	Wun Kennedy	0	0	0	0	0	0	0	0	0	0	0	0	0	0	0	DNP
30	* Teco Dickerson	4	6	0	2	0	0	1	2	3	5	8	0	4	0	0	17:28
31	Adrian Bigbee	0	0	0	0	0	0	0	0	0	0	0	0	0	0	0	DNP
32	Frank Chapa	0	0	0	0	0	0	0	0	0	0	0	0	0	0	0	DNP
33	Roland Dickerson	0	0	0	0	0	0	0	1	1	0	0	0	0	0	0	2:03
34	Tyree Todd	1	1	0	0	1	2	1	2	3	2	3	0	1	0	0	8:08
Team (Included in Totals)								0	2	2							
Totals		21	30	1	4	17	25	4	31	35	16	60	5	23	11	7	160
Total FG%: 1st half 11 - 16 (68.8%) 2nd half 10 - 14 (71.4%) Game 21 - 30 (70.0%)												Deadball					
3Pt FG%: 1st half 0 - 2 (0.00%) 2nd half 1 - 2 (50.0%) Game 1 - 4 (25.0%)												rebounds					
FT%: 1st half 6 - 10 (60.0%) 2nd half 11 - 15 (73.3%) Game 17 - 25 (68.0%)												3					

No.	Bishop Brossart Mustangs	Total FG		3-point		FT	FTA	Rebounds			F	TP	A	TO	BLK	STL	MIN
		FG	FGA	FG	FGA			Off	Def	Tot							
3	Nick Ziegler	1	4	0	2	1	1	0	1	1	3	3	1	1	0	4	23:21
5	Jon Lloyd	0	2	0	0	0	1	0	0	0	5	0	1	0	0	2	10:25
10	Michael Eten	0	0	0	0	0	0	0	0	0	2	0	0	0	0	1	0:45
12	Andy Kremer	0	0	0	0	0	0	0	0	0	0	0	0	0	0	0	0:45
14	* Scott Ruth	3	12	0	1	0	2	4	3	7	0	6	0	2	0	1	29:26
22	* Chris Ryan	6	13	4	6	3	4	0	0	0	4	19	0	4	0	3	27:17
24	* Jeff Clark	3	9	1	2	0	0	1	1	2	4	7	0	5	0	1	25:57
25	Rob Lushek	0	0	0	0	0	0	0	0	0	0	0	0	0	0	0	DNP
30	* Dave Enzweiler	2	3	0	0	0	0	1	0	1	0	4	0	0	0	0	11:03
32	Chad Bertke	0	1	0	0	0	0	0	0	0	0	0	0	0	0	0	0:45
33	Paul Rhoden	0	1	0	0	0	0	0	0	0	0	0	0	0	0	0	0:45
35	* Justin Seiter	3	10	0	1	0	1	0	3	3	4	6	1	0	0	3	28:46
42	Brandon Seiter	0	0	0	0	1	2	0	1	1	0	1	0	0	0	0	0:45
Team (Included in Totals)								4	1	5							
Totals		18	55	5	12	5	11	10	10	20	22	46	3	12	0	15	160
Total FG%: 1st half 7 - 23 (30.4%) 2nd half 11 - 32 (34.4%) Game 18 - 55 (32.7%)												Deadball					
3Pt FG%: 1st half 2 - 5 (40.0%) 2nd half 3 - 7 (42.9%) Game 5 - 12 (41.7%)												rebounds					
FT%: 1st half 0 - 0 (0.00%) 2nd half 5 - 11 (45.5%) Game 5 - 11 (45.5%)												2					

Technical Fouls: V#30

Attendance: Unl.nown

Officials: Roy Boisture,Bruce Morris,John Drake

	1st H	2nd H	OT	OT	Final	Record	Overall	Conf
Bishop Brossart Mustangs	16	30	0	0	46	Mustangs	20-13	
Russellville Panthers	28	32	0	0	60	Panthers	28-5	

	Mustangs Panthers		Mustangs Panthers		Mustangs Panthers			
Points off Turnovers	21	13	Second Effort Points	9	7	Bench Points	4	4
Points in the Paint	14	30	3 Point Points	15	3	Free Throw Points	5	17
Largest Lead	19	35 (16 pts)	Lead Changes	1		Number of Ties	2	

University of Kentucky Basketball - Play by Play Report - Period 1 (pg 1)
Bishop Brossart Mustangs vs. Russellville Panthers
 Date: 03/17/2000 Time: 19:00 Site: Boys' Sweet16, Rupp Arena-Lexington,KY Attendance:

## Name	Action	Action	Score	Clock	Diff	## Name	Action	Action
14 S Ruth	Start Game					4 R Duncan	Start Game	
22 C Ryan	Start Game					13 T Key	Start Game	
24 J Clark	Start Game					21 M Hampton	Start Game	
30 D Enzweiler	Start Game					23 M Morris	Start Game	
35 J Seiter	Start Game					30 T Dickerson	Start Game	
35 J Seiter	Jump Ball Loss			1 7:58		13 T Key	Jump Ball Win	
35 J Seiter	Personal Foul			1 7:49				
24 J Clark	Def Rebound			1 7:49		23 M Morris	FT Attempt	Panthers Deadball Reb
24 J Clark	Turn Over	(Fumble)		1 7:30		23 M Morris	FT Attempt	
				1 7:30				
14 S Ruth	Steal			1 7:30				
22 C Ryan	FG Made		2-0	1 7:30	+2			
			2-2	1 6:35	(T1)	23 M Morris	FG Made	
24 J Clark	FG Attempt			1 6:24		4 R Duncan	Def Rebound	
14 S Ruth	Def Rebound			1 6:08		13 T Key	FG Attempt	
30 D Enzweiler	FG Made		4-2	1 5:39	+2			
			4-4	1 5:21	(T2)	4 R Duncan	3Pt Attempt	30 T Dickerson Off Reb
35 J Seiter	FG Attempt			1 5:19		30 T Dickerson	Putback Made	
			4-6	1 4:53		Panthers	Def Rebound	
14 S Ruth	FG Attempt			1 4:33	-2 (L1)	21 M Hampton	FG Made	
35 J Seiter	Personal Foul			1 4:25		13 T Key	Block	30 T Dickerson Def Reb
			4-8	1 4:25				
				1 4:18	-4	13 T Key	FG Made	
14 S Ruth	Turn Over			1 4:03				
				1 4:02		21 M Hampton	Steal	
22 C Ryan	Personal Foul			1 4:01				
3 N Ziegler	Enter Game	for 24 J Clark	4-9	1 4:01	-5	23 M Morris	FT Made	
14 S Ruth	Def Rebound			1 4:01		23 M Morris	FT Attempt	
14 S Ruth	3Pt Attempt			1 3:45		13 T Key	Def Rebound	
			4-11	1 3:29	-7	23 M Morris	Layup Made	
22 C Ryan	FG Attempt			1 3:05		23 M Morris	Def Rebound	
				1 2:58		30 T Dickerson	Turn Over	
22 C Ryan	Steal			1 2:55				
22 C Ryan	3Pt Attempt	30 D Enzweiler Off Reb		1 2:35				
30 D Enzweiler	Putback Made		6-11	1 2:31	-5			
				1 2:06		30 T Dickerson	Turn Over	(Bad Pass)
24 J Clark	Enter Game	for 35 J Seiter		1 2:06				
				1 2:06		22 N Thompson	Enter Game	for 30 T Dickerson
				1 2:06				
30 D Enzweiler	FG Attempt			1 1:40		21 M Hampton	Def Rebound	
			6-13	1 1:15	-7	13 T Key	FG Made	4 R Duncan Assist
24 J Clark	FG Attempt			1 0:48		22 N Thompson	Block	13 T Key Def Reb
				1 0:43		4 R Duncan	Turn Over	(Traveling)
				1 0:43		30 T Dickerson	Enter Game	for 4 R Duncan
35 J Seiter	Enter Game	for 14 S Ruth		1 0:43				
				1 0:43		13 T Key	Leave Game	
				1 0:43		33 R Dickerson	Enter Game	for 21 M Hampton
				1 0:43		34 T Todd	Enter Game	
3 N Ziegler	Turn Over			1 0:01				
			6-15	1 0:00	-9	23 M Morris	Steal	
				1 0:00		30 T Dickerson	Layup Made	

End of Period Summary Mustangs 6 Panthers 15

Largest Lead: Mustangs 6 Panthers 15 (9 pts)
Lead in Period: Mustangs 6 Panthers 15 (9 pts)
 3 for 3 oppo pts
 1 for 2 pts
 3/11 for 27.3 %
 0/0 for 0.00 %

Turnovers
2nd Chances
Field Goals
Free Throws

Lead Changes: 1 Ties: 2
Lead Changes: 1 Ties: 2 (this period)
 4 for 4 oppo pts
 1 for 2 pts
 7/9 for 77.8 %
 1/4 for 25.0 %

University of Kentucky Basketball - Play by Play Report - Period 2 (pg 1)
Bishop Brossart Mustangs vs. Russellville Panthers
 Date: 03/17/2000 Time: 19:00 Site: Boys' Sweet16, Rupp Arena-Lexington, KY Attendance:

##	Name	Action	Action	Score	Clock	Diff	##	Name	Action	Action
3	N Ziegler	Leave Game			2 8:00					
22	C Ryan	Leave Game			2 8:00					
24	J Clark	Leave Game			2 8:00					
30	D Enzweiler	Leave Game			2 8:00					
3	N Ziegler	Enter Game	for 35 J Seiter		2 8:00					
14	S Ruth	Enter Game			2 8:00					
24	J Clark	Enter Game			2 8:00					
22	C Ryan	Enter Game			2 8:00					
35	J Seiter	Enter Game			2 8:00					
					2 8:00		22	N Thompson	Leave Game	
					2 8:00		23	M Morris	Leave Game	
					2 8:00		30	T Dickerson	Leave Game	
					2 8:00		33	R Dickerson	Leave Game	
					2 8:00		4	R Duncan	Enter Game	for 34 T Todd
					2 8:00		21	M Hampton	Enter Game	
					2 8:00		22	N Thompson	Enter Game	
					2 8:00		30	T Dickerson	Enter Game	
					2 8:00		13	T Key	Enter Game	
					2 7:39		13	T Key	Turn Over	
35	J Seiter	Steal			2 7:38					
					2 7:36		4	R Duncan	Personal Foul	
22	C Ryan	3Pt Made		9-15	2 7:30	-6				
				9-17	2 7:10	-8	13	T Key	FG Made	21 M Hampton Assist
24	J Clark	Offensive Foul			2 6:55					
24	J Clark	Turn Over			2 6:55					
					2 6:55		4	R Duncan	Charge Taken	
					2 6:55		23	M Morris	Enter Game	for 22 N Thompson
				9-19	2 6:46	-10	13	T Key	Dunk Made	23 M Morris Assist
					2 6:38		21	M Hampton	Personal Foul	
5	J Lloyd	Enter Game	for 3 N Ziegler		2 6:21					
22	C Ryan	3Pt Made	5 J Lloyd Assist	12-19	2 6:05	-7				
35	J Seiter	Def Rebound			2 5:46		4	R Duncan	FG Attempt	
22	C Ryan	FG Attempt			2 5:21		21	M Hampton	Def Rebound	
					2 5:15		21	M Hampton	Turn Over	
22	C Ryan	Steal			2 5:14					
14	S Ruth	Turn Over			2 5:11					
					2 5:10		23	M Morris	Steal	
				12-21	2 5:06	-9	30	T Dickerson	FG Made	
35	J Seiter	FG Made		14-21	2 4:45	-7				
					2 4:23		21	M Hampton	Turn Over	(5 Sec Violation)
3	N Ziegler	Enter Game	for 22 C Ryan		2 4:23					
					2 4:01		30	T Dickerson	Personal Foul	
24	J Clark	FG Attempt			2 3:41		13	T Key	Block	4 R Duncan Def Reb
					2 3:27		23	M Morris	FG Attempt	4 R Duncan Off Reb
5	J Lloyd	Personal Foul			2 3:27					
14	S Ruth	Leave Game			2 3:27					
22	C Ryan	Enter Game	for 35 J Seiter		2 3:27					
30	D Enzweiler	Enter Game			2 3:27					
5	J Lloyd	Personal Foul			2 3:26					
					2 3:26		22	N Thompson	Enter Game	for 13 T Key
				14-22	2 3:26	-8	22	N Thompson	FT Attempt	Panthers Deadball Reb
					2 3:26		22	N Thompson	FT Made	
24	J Clark	Turn Over	(Fumble)		2 3:04					
					2 2:52					
3	N Ziegler	Def Rebound			2 2:52		13	T Key	Enter Game	for 22 N Thompson
					2 2:36		30	T Dickerson	3Pt Attempt	
					2 2:35		30	T Dickerson	Personal Foul	
					2 2:35		22	N Thompson	Enter Game	for 30 T Dickerson
22	C Ryan	FG Attempt			2 2:22		4	R Duncan	Def Rebound	
3	N Ziegler	Personal Foul			2 2:21					
3	N Ziegler	Leave Game			2 2:21					
14	S Ruth	Enter Game	for 30 D Enzweiler		2 2:21					
35	J Seiter	Enter Game	for 22 C Ryan		2 2:21					
3	N Ziegler	Enter Game			2 2:21					
				14-23	2 2:21	-9	23	M Morris	FT Made	
				14-24	2 2:21	-10	23	M Morris	FT Made	

University of Kentucky Basketball - Play by Play Report - Period 2 (pg 2)
Bishop Brossart Mustangs vs. Russellville Panthers
Date: 03/17/2000 Time: 19:00 Site: Boys' Sweet16, Rupp Arena-Lexington,KY Attendance:

##	Name	Action	Score	Clock	Diff	##	Name	Action	Action
24	J Clark	FG Made	16-24	2 2:00	-8				
				2 1:50		22	N Thompson	Turn Over	
				2 1:49					
5	J Lloyd	Steal		2 1:48					
5	J Lloyd	FG Attempt		2 1:37		23	M Morris	Personal Foul	
		Mustangs Off Reb		2 1:22		4	R Duncan	Block	23 M Morris Def Reb
14	S Ruth	FG Attempt		2 1:20					
5	J Lloyd	Personal Foul		2 1:20					
22	C Ryan	Enter Game		2 1:20					
		for 5 J Lloyd	16-25	2 1:20	-9	23	M Morris	FT Made	
			16-26	2 1:20	-10	23	M Morris	FT Made	
22	C Ryan	FG Attempt		2 0:48		22	N Thompson	Block	
35	J Seiter	3Pt Attempt		2 0:36		23	M Morris	Def Rebound	
		Mustangs Off Reb		2 0:29		4	R Duncan	Turn Over	(Fumble)
				2 0:15		22	N Thompson	Block	22 N Thompson Def Reb
14	S Ruth	FG Attempt	16-28	2 0:04	-12	21	M Hampton	FG Made	

OFFICIAL NCAA BASKETBALL BOX SCORE
 Russellville Panthers vs Bishop Brossart Mustangs

03/17/2000 19:00
 1st Half Box Score

Arena Boys' Sweet16, Rupp Arena
 City,State Lexington,KY

No.	Russellville Panthers	Total FG		3-point		FT	FTA	Rebounds			F	TP	A	TO	BLK	STL	MIN
		FG	FGA	FG	FGA			Off	Def	Tot							
4	* Ricky Duncan	0	2	0	1	0	0	1	3	4	1	0	1	2	1	0	15:17
11	David Dickerson	0	0	0	0	0	0	0	0	0	0	0	0	0	0	0	DNP
13	* Tony Key	4	5	0	0	0	0	0	2	2	0	8	0	1	2	0	14:43
20	Derrick Stratton	0	0	0	0	0	0	0	0	0	0	0	0	0	0	0	DNP
21	* Maurice Hampton	2	2	0	0	0	0	0	2	2	1	4	1	2	0	1	15:17
22	Nathan Thompson	0	0	0	0	1	2	0	1	1	0	1	0	1	3	0	6:20
23	* Michael Morris	2	3	0	0	5	8	0	3	3	1	9	1	1	0	2	14:55
25	Wun Kennedy	0	0	0	0	0	0	0	0	0	0	0	0	0	0	0	DNP
30	* Tecc Dickerson	3	4	0	1	0	0	1	1	2	2	6	0	2	0	0	12:02
31	Adrian Bigbee	0	0	0	0	0	0	0	0	0	0	0	0	0	0	0	DNP
32	Frank Chapa	0	0	0	0	0	0	0	0	0	0	0	0	0	0	0	DNP
33	Roland Dickerson	0	0	0	0	0	0	0	0	0	0	0	0	0	0	0	0:43
34	Tyree Todd	0	0	0	0	0	0	0	0	0	0	0	0	0	0	0	0:43
Team (Included in Totals)								0	1	1							
Totals		11	16	0	2	6	10	2	13	15	5	28	3	9	6	3	80

Total FG%: 1st half 11 - 16 (68.8%) 2nd half 0 - 0 (0.00%) Game 11 - 16 (68.8%) Deadball
 3Pt FG%: 1st half 0 - 2 (0.00%) 2nd half 0 - 0 (0.00%) Game 0 - 2 (0.00%) rebounds
 FT%: 1st half 6 - 10 (60.0%) 2nd half 0 - 0 (0.00%) Game 6 - 10 (60.0%) 2

No.	Bishop Brossart Mustangs	Total FG		3-point		FT	FTA	Rebounds			F	TP	A	TO	BLK	STL	MIN
		FG	FGA	FG	FGA			Off	Def	Tot							
3	Nick Ziegler	0	0	0	0	0	0	0	1	1	1	0	0	1	0	0	10:03
5	Jon Lloyd	0	1	0	0	0	0	0	0	0	3	0	1	0	0	1	5:01
10	Michael Eten	0	0	0	0	0	0	0	0	0	0	0	0	0	0	0	DNP
12	Andy Kremer	0	0	0	0	0	0	0	0	0	0	0	0	0	0	0	DNP
14	* Scott Ruth	0	4	0	1	0	0	0	2	2	0	0	0	2	0	1	14:11
22	* Chris Ryan	3	8	2	3	0	0	0	0	0	1	8	0	0	0	2	14:03
24	* Jeff Clark	1	4	0	0	0	0	0	1	1	1	2	0	3	0	0	14:05
25	Rob Lushek	0	0	0	0	0	0	0	0	0	0	0	0	0	0	0	DNP
30	* Dave Enzweiler	2	3	0	0	0	0	1	0	1	0	4	0	0	0	0	9:06
32	Chad Bertke	0	0	0	0	0	0	0	0	0	0	0	0	0	0	0	DNP
33	Paul Rhoden	0	0	0	0	0	0	0	0	0	0	0	0	0	0	0	DNP
35	* Justin Seiter	1	3	0	1	0	0	0	1	1	2	2	0	0	0	1	13:31
42	Brandon Seiter	0	0	0	0	0	0	0	0	0	0	0	0	0	0	0	DNP
Team (Included in Totals)								2	0	2							
Totals		7	23	2	5	0	0	3	5	8	8	16	1	6	0	5	80

Total FG%: 1st half 7 - 23 (30.4%) 2nd half 0 - 0 (0.00%) Game 7 - 23 (30.4%) Deadball
 3Pt FG%: 1st half 2 - 5 (40.0%) 2nd half 0 - 0 (0.00%) Game 2 - 5 (40.0%) rebounds
 FT%: 1st half 0 - 0 (0.00%) 2nd half 0 - 0 (0.00%) Game 0 - 0 (0.00%) 0

Technical Fouls: None

Attendance: Unknown

Officials: Roy Boisture, Bruce Morris, John Drake

Score by Period	1st H	2nd H	Final	Record	Overall	Conf
Bishop Brossart Mustangs	16	0	16	Mustangs	20-12	
Russellville Panthers	28	0	28	Panthers	27-5	

	Mustangs Panthers		Mustangs Panthers		Mustangs Panthers			
Points off Turnovers	7	7	Second Effort Points	2	3	Bench Points	0	1
Points in the Paint	2	14	3 Point Points	6	0	Free Throw Points	0	6
Largest Lead	16	28 (12 pts)	Lead Changes	1		Number of Ties	2	

University of Kentucky Basketball - Play by Play Report - Period 3 (pg 1)
Bishop Brossart Mustangs vs. Russellville Panthers
 Date: 03/17/2000 Time: 19:00 Site: Boys' Sweet16, Rupp Arena-Lexington,KY Attendance:

##	Name	Action	Action	Score	Clock	Diff	##	Name	Action	Action
3	N Ziegler	Leave Game			3 8:00					
14	S Ruth	Leave Game			3 8:00					
22	C Ryan	Leave Game			3 8:00					
24	J Clark	Leave Game			3 8:00					
14	S Ruth	Enter Game	for 35 J Seiter		3 8:00					
22	C Ryan	Enter Game			3 8:00					
24	J Clark	Enter Game			3 8:00					
30	D Enzweiler	Enter Game			3 8:00					
35	J Seiter	Enter Game			3 8:00					
					3 8:00		4	R Duncan	Leave Game	
					3 8:00		13	T Key	Leave Game	
					3 8:00		21	M Hampton	Leave Game	
					3 8:00		22	N Thompson	Leave Game	
					3 8:00		4	R Duncan	Enter Game	for 23 M Morris
					3 8:00		13	T Key	Enter Game	
					3 8:00		21	M Hampton	Enter Game	
					3 8:00		23	M Morris	Enter Game	
					3 8:00		30	T Dickerson	Enter Game	
					3 8:00		30	T Dickerson	Technical Foul	
					3 8:00		30	T Dickerson	Personal Foul	
22	C Ryan	FT Attempt	Mustangs Deadball Reb		3 8:00					
22	C Ryan	FT Made		17-28	3 8:00	-11				
35	J Seiter	FG Attempt	14 S Ruth Off Reb		3 7:56					
22	C Ryan	Layup Made		19-28	3 7:29	-9				
35	J Seiter	FG Attempt			3 7:20					
					3 7:20					
22	C Ryan	Turn Over			3 7:20	-12				
					3 6:19					
					3 6:17					
					3 6:15	-14				
					3 6:03					
22	C Ryan	Leave Game			3 6:03					
3	N Ziegler	Enter Game	for 30 D Enzweiler		3 6:03					
5	J Lloyd	Enter Game			3 6:03					
24	J Clark	Turn Over			3 6:03					
					3 5:50					
					3 5:50					
					3 5:43	-16				
					3 5:35					
35	J Seiter	FG Attempt	Mustangs Off Reb		3 5:19					
22	C Ryan	Enter Game	for 24 J Clark		3 5:17					
5	J Lloyd	FG Attempt	14 S Ruth Off Reb		3 5:13					
14	S Ruth	Putback Att	14 S Ruth Off Reb		3 5:08					
					3 5:08					
22	C Ryan	3Pt Made	35 J Seiter Assist	22-35	3 5:06	-13				
3	N Ziegler	Personal Foul			3 4:59					
					3 4:45					
3	N Ziegler	Steal			3 4:45					
3	N Ziegler	FG Attempt			3 4:45					
					3 4:42					
35	J Seiter	Steal			3 4:41					
3	N Ziegler	FG Made		24-35	3 4:40	-11				
3	N Ziegler	FT Made		25-35	3 4:40	-10				
					3 4:16					
5	J Lloyd	Personal Foul			3 3:58					
24	J Clark	Enter Game	for 5 J Lloyd		3 3:58					
					3 3:35					
					3 3:35	-12				
24	J Clark	Turn Over	(Traveling)		3 3:23					
					3 3:11					
					3 3:09	-14				
					3 2:58					
					3 2:58					
22	C Ryan	FT Made		26-39	3 2:46	-13				
22	C Ryan	FT Made		27-39	3 2:46	-12				
					3 2:43					

University of Kentucky Basketball - Play by Play Report - Period 3 (pg 2)
Bishop Brossart Mustangs vs. Russellville Panthers
Date: 03/17/2000 Time: 19:00 Site: Boys' Sweet16, Rupp Arena-Lexington,KY Attendance:

## Name	Action	Action	Score	Clock	Diff	## Name	Action	Action
14 S Ruth	FG Made		29-39	3 2:24	-10			
				3 1:59		30 T Dickerson	Turn Over	(Bad Pass)
24 J Clark	Steal			3 1:57				
22 C Ryan	3Pt Attempt		29-41	3 1:47	-12	13 T Key	Def Rebound	
				3 1:39		4 R Duncan	Layup Made	23 M Morris Assist
22 C Ryan	Turn Over	(Traveling)		3 1:25				
				3 1:18		13 T Key	Turn Over	(Bad Pass)
				3 1:18		23 M Morris	Leave Game	
				3 1:18		22 N Thompson	Enter Game	for 30 T Dickerson
				3 1:18		34 T Todd	Enter Game	
3 N Ziegler	3Pt Attempt			3 1:00		4 R Duncan	Def Rebound	
			29-43	3 0:48		21 M Hampton	FG Attempt	34 T Todd Off Reb
24 J Clark	3Pt Made		32-43	3 0:04	-11	34 T Todd	Putback Made	

End of Period Summary Mustangs 32 Panthers 43

Largest Lead: Mustangs 19 Panthers 35 (16 pts)
Lead in Period: Mustangs 19 Panthers 35 (16 pts)
 4 for 6 oppo pts
 4 for 5 pts
 5/13 for 38.5 %
 4/5 for 80.0 %

Turnovers
 2nd Chances
 Field Goals
 Free Throws

Lead Changes: 1 Ties: 2
Lead Changes: 0 Ties: 0 (this period)
 6 for 5 oppo pts
 2 for 4 pts
 7/9 for 77.8 %
 0/0 for 0.00 %

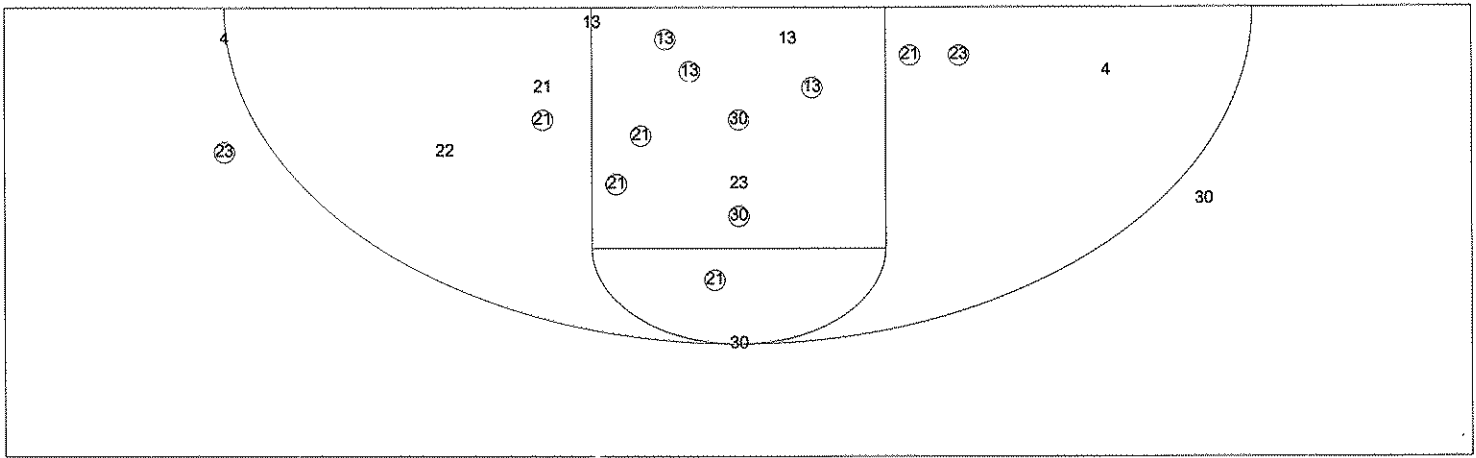
University of Kentucky Basketball - Play by Play Report - Period 4 (pg 1)
Bishop Brossart Mustangs vs. Russellville Panthers
 Date: 03/17/2000 Time: 19:00 Site: Boys' Sweet16, Rupp Arena-Lexington,KY Attendance:

##	Name	Action	Score	Clock	Diff	##	Name	Action	Action
				4 8:00		4	R Duncan	Leave Game	
				4 8:00		13	T Key	Leave Game	
				4 8:00		21	M Hampton	Leave Game	
				4 8:00		22	N Thompson	Leave Game	
				4 8:00		23	M Morris	Enter Game	for 34 T Todd
				4 8:00		21	M Hampton	Enter Game	
				4 8:00		30	T Dickerson	Enter Game	
				4 8:00		4	R Duncan	Enter Game	
				4 8:00		13	T Key	Enter Game	
3	N Ziegler	3Pt Attempt		4 7:42		21	M Hampton	Def Rebound	
				4 7:33		30	T Dickerson	Turn Over	
				4 7:31					
3	N Ziegler	Steal		4 7:27		30	T Dickerson	Def Rebound	
35	J Seiter	FG Attempt	32-45	4 7:22	-13	21	M Hampton	FG Made	
				4 7:06		30	T Dickerson	Personal Foul	
5	J Lloyd	Enter Game		4 7:06		13	T Key	Def Rebound	
35	J Seiter	FT Attempt		4 7:06		13	T Key	Dunk Made	23 M Morris Assist
			32-47	4 6:56	-15	30	T Dickerson	Personal Foul	
				4 6:48		22	N Thompson	Enter Game	for 30 T Dickerson
				4 6:48		23	M Morris	Def Rebound	
22	C Ryan	Enter Game		4 6:48		23	M Morris	Turn Over	
5	J Lloyd	FT Attempt		4 6:43		23	M Morris	Turn Over	
				4 6:41					
3	N Ziegler	Steal		4 6:39	-13				
14	S Ruth	Layup Made	34-47	4 6:32			Panthers	Turn Over	(10 Sec Violation)
				4 6:20		21	M Hampton	Def Rebound	
35	J Seiter	FG Attempt		4 6:12		21	M Hampton	Turn Over	
				4 6:11					
5	J Lloyd	Steal		4 6:03	-11				
35	J Seiter	Layup Made	36-47	4 5:58			Panthers	Time Out	
				4 5:58		13	T Key	Leave Game	
				4 5:58		33	R Dickerson	Enter Game	for 21 M Hampton
				4 5:58		34	T Todd	Enter Game	
				4 5:14			Panthers	20 Sec Time Out	
				4 5:14		33	R Dickerson	Leave Game	
				4 5:14		13	T Key	Enter Game	for 34 T Todd
				4 5:14		21	M Hampton	Enter Game	
14	S Ruth	Def Rebound		4 4:44		22	N Thompson	FG Attempt	
				4 4:44		23	M Morris	Personal Foul	
				4 4:44					
24	J Clark	Enter Game		4 4:44		13	T Key	Def Rebound	
14	S Ruth	FT Attempt		4 4:44		13	T Key	FG Attempt	
14	S Ruth	FT Attempt		4 4:24		23	M Morris	Def Rebound	
35	J Seiter	Def Rebound		4 4:44					
14	S Ruth	FG Attempt		4 4:32					
5	J Lloyd	Personal Foul		4 4:24					
22	C Ryan	Enter Game		4 3:47					
22	C Ryan	Personal Foul		4 3:47					
24	J Clark	Personal Foul		4 3:44					
22	C Ryan	Personal Foul		4 3:35					
				4 3:35					
				4 3:26	-13	21	M Hampton	FG Made	
35	J Seiter	FG Made	36-49	4 3:08	-11				
			38-49	4 3:00					
				4 2:55					
3	N Ziegler	Personal Foul		4 2:55		34	T Todd	Enter Game	for 22 N Thompson
Mustangs	Time Out			4 2:55		21	M Hampton	FT Made	
				4 2:55	-12	21	M Hampton	FT Made	
				4 2:55	-13	21	M Hampton	FT Made	
14	S Ruth	FG Attempt		4 2:41					
24	J Clark	FG Attempt		4 2:40		13	T Key	Block	
24	J Clark	FG Attempt		4 2:32		13	T Key	Block	23 M Morris Def Reb
22	C Ryan	Personal Foul		4 2:21	-14	4	R Duncan	FT Made	
				4 2:21	-15	4	R Duncan	FT Made	
14	S Ruth	FG Attempt	38-52	4 2:10		34	T Todd	Def Rebound	
			38-53	4 2:05		34	T Todd	Turn Over	
3	N Ziegler	Steal		4 2:04					

University of Kentucky Basketball - Play by Play Report - Period 4 (pg 2)
Bishop Brossart Mustangs vs. Russellville Panthers
 Date: 03/17/2000 Time: 19:00 Site: Boys' Sweet16, Rupp Arena-Lexington,KY Attendance:


##	Name	Action	Score	Clock	Diff	##	Name	Action	Action
22	C Ryan	3Pt Made	41-53	4 2:03	-12				
	Mustangs	20 Sec Time Out		4 2:02					
35	J Seiter	Personal Foul		4 1:58					
35	J Seiter	Def Rebound		4 1:58		23	M Morris	FT Attempt	
22	C Ryan	FG Attempt		4 1:46		4	R Duncan	Block	23 M Morris Def Reb
24	J Clark	Personal Foul	41-54	4 1:40	-13	4	R Duncan	FT Made	
			41-55	4 1:40	-14	4	R Duncan	FT Made	
24	J Clark	3Pt Attempt		4 1:30					
14	S Ruth	Putback Made	43-55	4 1:27	-12				
	Mustangs	20 Sec Time Out		4 1:25					
35	J Seiter	Personal Foul		4 1:25					
		14 S Ruth Off Reb		4 1:25					
			43-56	4 1:25	-13	13	T Key	FT Attempt	Panthers Deadball Reb
				4 1:25		13	T Key	FT Made	
14	S Ruth	FG Attempt		4 1:15		13	T Key	Def Rebound	
24	J Clark	Personal Foul	43-57	4 1:14	-14	13	T Key	FT Made	
			43-58	4 1:14	-15	13	T Key	FT Made	
22	C Ryan	Turn Over		4 1:07					
				4 1:06		4	R Duncan	Steal	
				4 0:58		4	R Duncan	Turn Over	
35	J Seiter	Steal		4 0:57					
22	C Ryan	Turn Over		4 0:51					
				4 0:50		4	R Duncan	Steal	
				4 0:48		4	R Duncan	Turn Over	
22	C Ryan	Steal		4 0:47					
24	J Clark	FG Made	45-58	4 0:45	-13				
	Mustangs	Time Out		4 0:45					
				4 0:45		22	N Thompson	Enter Game	for 4 R Duncan
3	N Ziegler	Leave Game		4 0:45					
14	S Ruth	Leave Game		4 0:45					
22	C Ryan	Leave Game		4 0:45					
24	J Clark	Leave Game		4 0:45					
10	M Eten	Enter Game		4 0:45					
12	A Kremer	Enter Game		4 0:45					
32	C Bertke	Enter Game		4 0:45					
33	P Rhoden	Enter Game		4 0:45					
42	B Seiter	Enter Game		4 0:45					
10	M Eten	Personal Foul		4 0:36					
				4 0:36		13	T Key	Leave Game	
				4 0:36		20	D Stratton	Enter Game	for 21 M Hampton
				4 0:36		33	R Dickerson	Enter Game	
			45-59	4 0:36	-14	23	M Morris	FT Made	
				4 0:36		23	M Morris	FT Attempt	
				4 0:34		11	D Dickerson	Enter Game	for 23 M Morris
42	B Seiter	Def Rebound		4 0:34					
42	B Seiter	FT Made	46-59	4 0:34	-13	22	N Thompson	Personal Foul	
42	B Seiter	FT Attempt		4 0:34		11	D Dickerson	Def Rebound	
				4 0:20		20	D Stratton	Turn Over	
				4 0:18					
10	M Eten	Steal		4 0:14		34	T Todd	Def Rebound	
33	P Rhoden	FG Attempt		4 0:13		34	T Todd	FT Made	
10	M Eten	Personal Foul	46-60	4 0:13	-14	34	T Todd	FT Attempt	
	Mustangs	Def Rebound		4 0:13		34	T Todd	Def Rebound	
				4 0:01		33	R Dickerson	Def Rebound	
32	C Bertke	FG Attempt		4 0:01					

University of Kentucky Basketball - TEAM SHOT CHART for the Panthers
 Bishop Brossart Mustangs vs. Russellville Panthers
 DATE: 03/17/2000 TIME: 19:00 SITE: Boys' Sweet16, Rupp Arena-Lexington, KY

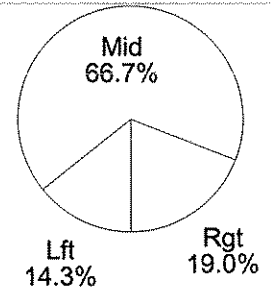


Shot Summary	M/A	%	PTS
3Pt FG	1/4	25.0%	3
2Pt FG	20/26	76.9%	40
Layups - L	1/1	100.0%	2
Layups - R	2/2	100.0%	4
Dunks	3/3	100.0%	6
Putbacks	3/3	100.0%	6
Overall Shooting	21/30	70.0%	43
Free Throws	17/25	68.0%	17
Total Points			60

Scoring Distribution




Scoring Locations



By Period	FG	FGA	FG%	3Pt	3PA	3P%	FT	FTA	FT%	PTS	ORB	DRB	TR	PF	AST	TO	BS	ST	P/S
1st Period	7	9	77.8	0	1	0.00	1	4	25.0	15	1	7	8	0	1	4	2	2	1.36
2nd Period	4	7	57.1	0	1	0.00	5	6	83.3	13	1	6	7	5	2	5	4	1	1.30
3rd Period	7	9	77.8	1	2	50.0	0	0	0.00	15	2	4	6	7	1	6	2	2	1.67
4th Period	3	5	60.0	0	0	0.00	11	15	73.3	17	0	14	14	4	1	8	3	2	1.42
Game	21	30	70.0	1	4	25.0	17	25	68.0	60	4	31	35	16	5	23	11	7	1.43

Scoring Breakdown



Scoring Range

